

21 January, 2016

**NSE Limited**  
Exchange Plaza,  
Plot no. C/1, G Block,  
Bandra- Kurla Complex,  
Bandra (E),  
Mumbai - 400 051  
**NSE Company Code: JINDWORLD**

**BSE Limited**  
Listing Department,  
Phiroz Jeejeebhoy Tower,  
25th Floor, Dalal Street,  
Mumbai - 400 001  
**BSE Company Code: 531543**

**Ahmedabad Stock Exchange Ltd**  
Kamdhenu Complex,  
Opp. Sahajanand College,  
Panjara Pole,  
Ahmedabad-380015  
**ASE Company Code 28538**

Dear Sir,


**Sub.- Submission of Shareholding Pattern under Regulation 31 of SEBI (Listing Obligations & Disclosure Requirements) Regulation, 2015 for Quarter ended on 31<sup>st</sup> December, 2015.**

With reference to above mentioned subject, please find enclosed herewith the Shareholding Pattern of the Company pursuant to Regulation 31 of SEBI (Listing Obligations & Disclosure Requirements) Regulation, 2015 for the quarter ended on 31<sup>st</sup> December, 2015.

You are requested to kindly take the same on your record and acknowledge the receipt of the same.

Thanking you,  
Yours faithfully,

For, Jindal Worldwide Limited

  
Company Secretary



**Encl: As Above**

## Holding of specified securities ( Statement Showing Shareholding Pattern )

1. Name of Listed Entity : JINDAL WORLDWIDE LIMITED
2. Scrip Code / Name of Scrip / Class of Security / / EQUITY
3. Share Holding Pattern Filed under: Reg. 31(1)(a) / Reg. 31(1)(b) / Reg.31(1)(c)
  - a. If under 31(1)(b) then indicate the report for Quarter ending 31-Dec-2015
  - b. If under 31(1)(c) then indicate date of allotment/extinguishment 31-Dec-2015

4. Declaration: The Listed entity is required to submit the following declaration to the extent of submission of information:-

| Particulars  | Yes* | No* |
|--|------|-----|
| 1 Whether the Listed Entity has issued any partly paid up shares?                        |      | NO  |
| 2 Whether the Listed Entity has issued any Convertible Securities or Warrants?           |      | NO  |
| 3 Whether the Listed Entity has any shares against which depository receipts are issued? |      | NO  |
| 4 Whether the Listed Entity has any shares in locked-in?                                 |      | NO  |
| 5 Whether any shares held by promoters are pledge or otherwise encumbered?               | YES  |     |

5. The tabular format for disclosure of holding of specified securities is as follows:-



Table I

Table I - Summary Statement holding of specified securities

| Category of Shareholder (I)          | Nos. of Shareholders (III) | No. of fully paid up equity shares held (IV) | No. of Partly paid-up equity shares held (V) | No. of shares underlying Depository Receipts (VI) | Total nos. shares held (IV)+(V)+(VI) | Shareholding as a % of total no. of shares (calculate as per SCRR, 1957) (VII) As a % of (A+B+C2) | Number of Voting Rights held in each class of securities (IX) |             |       | No. of Outstanding Underlying convertible securities (including Warrants) (X) | Shareholding as a % assuming full conversion of convertible securities (as a percentage of diluted share) | Number of Locked in shares (XII) |                                 | Number of Shares pledged or otherwise encumbered (XIII) |                                 | Number of equity shares held in dematerialized form (XIV) |
|--------------------------------------|----------------------------|--|--|---|--------------------------------------|---|---|-------------|-------|---|---|----------------------------------|---------------------------------|---|---------------------------------|---|
|                                      |                            |  |  |   |                                      |   | Class eg: X   | Class eg: Y | Total |   |   | No. (a)                          | As a % of total Shares held (b) | No. (a)   | As a % of total Shares held (b) |   |
| <b>PROMOTER &amp; PROMOTER GROUP</b> | 9                          | 11266440                                     | 0  | 0   | 11266440                             | 56.186  | 0   | 0           | 0     | 0   | 0   | 0                                | 1600700                         | 7.9827  | 11266440                        |   |
| <b>PUBLIC</b>                        | 1451                       | 8785600                                      | 0  | 0   | 8785600                              | 43.814  | 0   | 0           | 0     | 0   | 0   | 0                                | 0                               | 0   | 8508969                         |   |
| <b>NON PROMOTER-NON PUBLIC</b>       | 0                          | 0  | 0  | 0   | 0                                    | 0   | 0   | 0           | 0     | 0   | 0   | 0                                | 0                               | 0   | 0                               |   |
| <b>UNDERLYING DRS</b>                | 0                          | 0  | 0  | 0   | 0                                    | 0   | 0   | 0           | 0     | 0   | 0   | 0                                | 0                               | 0   | 0                               |   |
| <b>BY EMPLOYEE TRUSTS</b>            | 0                          | 0  | 0  | 0   | 0                                    | 0   | 0   | 0           | 0     | 0   | 0   | 0                                | 0                               | 0   | 0                               |   |
| <b>Total</b>                         | 1460                       | 20052040                                     | 0  | 0   | 20052040                             | 100   | 0   | 0           | 0     | 0   | 0   | 0                                | 1600700                         | 7.9827  | 19775409                        |   |




Table II

Table II - Statement showing shareholding pattern of the Promoter and Promoter Group

| Category & Name of the Shareholders (I) | PAN (II)   | Nos. of Shareholder (III) | No. of fully paid up equity shares held (IV) | Partly paid up equity shares held (V) | No. of shares held (VI) = IV + V + VI | Shareholding % calculated as per SCRR, 1957 As a % of (A+B+C2) (VIII) | Number of Voting Rights held in each class of securities (IX) |         |       | No. of Shares Unissued as a % of total Shares held (b) | Shareholding % of total Shares held (b) | Number of Locked in shares (XII) | Number of Shares pledged or otherwise encumbered | Number of equity shares held in dematerialized form (XIV) |
|---|------------|---------------------------|--|---------------------------------------|---------------------------------------|---|---|---------|-------|--|---|----------------------------------|--|---|
|   |            |                           |  |                                       |                                       |   | Class X   | Class Y | Total |  |   |                                  |  |   |
| 1. INDIAN                               |            |                           |  |                                       |                                       |   |   |         |       |  |   |                                  |  |   |
| a. undivided Family                     |            | 9                         | 11266440                                     | 0                                     | 11266440                              | 56.186  | 0   | 0       | 0     | 0  | 0                                       | 1600700                          | 7.9827   | 11266440  |
| Names:                                  |            |                           |  |                                       |                                       |   |   |         |       |  |   |                                  |  |   |
| MADHULIKA                               |            |                           |  |                                       |                                       |   |   |         |       |  |   |                                  |  |   |
| JITENDRA AGRAWAL                        | ADQPA0995F |                           | 3002800                                      |                                       | 3002800                               | 14.975  |   |         |       |  | 0                                       | 0                                | 0  | 3002800   |
| AGRAWAL                                 | AEFPA6451G |                           | 2859200                                      |                                       | 2859200                               | 14.259  |   |         |       |  | 0                                       | 641400                           | 3.1987   | 2859200   |
| YAMUNADUTT                              |            |                           |  |                                       |                                       |   |   |         |       |  |   |                                  |  |   |
| AGRAWAL                                 | AECPA4808G |                           | 2000000                                      |                                       | 2000000                               | 9.974   |   |         |       |  | 0                                       | 0                                | 0  | 2000000   |
| AGRAWAL                                 | AAWPA5623R |                           | 2618800                                      |                                       | 2618800                               | 13.06   |   |         |       |  | 0                                       | 959300                           | 4.7841   | 2618800   |
| TARACHAND                               |            |                           |  |                                       |                                       |   |   |         |       |  |   |                                  |  |   |
| AGRAWAL                                 | AAWPA5622Q |                           | 748000                                       |                                       | 748000                                | 3.7303  |   |         |       |  | 0                                       | 0                                | 0  | 748000  |
| AGRAWAL                                 | ADOPA5413C |                           | 19240  |                                       | 19240                                 | 0.096   |   |         |       |  | 0                                       | 0                                | 0  | 19240   |
| AGRAWAL                                 | AAWPA5620N |                           | 18400  |                                       | 18400                                 | 0.0918  |   |         |       |  | 0                                       | 0                                | 0  | 18400   |






Table III

Table III - Statement showing shareholding pattern of the Public shareholder

| Category & Name of the Shareholders (I)                   | PAN (II)   | Nos. of Shareholder (III) | No. of fully paid up equity shares held (IV) | Partly paid up equity shares held (V) | No. of shares underlying Depository Receipts | Total nos. shares held (VII = IV + V + VI) | Shareholding % calculated as per SCRR, 1957 As a % of (A+B+C) | Number of Voting Rights held in each class of securities (X) |         |         |                                     | No. of Shares Underlying Outstanding convertible securities | Total Shareholding as a % assuming full conversion of | Number of Locked in shares (XII) | Number of Shares pledged or otherwise |  | Number of equity shares held in dematerialized form (XIV) |
|---|------------|---------------------------|--|---------------------------------------|--|--|---|--|---------|---------|-------------------------------------|---|---|----------------------------------|---------------------------------------|--|---|
|   |            |                           |  |                                       |  |  |   | Class X  | Class Y | Class Z | Total as a % of Total Voting rights |   |   |                                  | No. (a)                               | As a % of total Shares held (Not applicable) (Not appli) |   |
|   |            |                           |  |                                       |  |  |   |  |         |         |                                     |   |   |                                  |                                       |  |   |
| <b>1. INSTITUTIONS</b>                                    |            |                           |  |                                       |  |  |   |  |         |         |                                     |   |   |                                  |                                       |  |   |
| a. Mutual Funds/  |            | 0                         | 0  | 0                                     | 0  | 0  | 0   | 0  | 0       | 0       | 0                                   | 0   | 0   | 0                                | 0                                     | 0  |   |
| b. Venture Capital Funds                                  |            | 0                         | 0  | 0                                     | 0  | 0  | 0   | 0  | 0       | 0       | 0                                   | 0   | 0   | 0                                | 0                                     | 0  |   |
| c. Alternate Investment                                   |            | 0                         | 0  | 0                                     | 0  | 0  | 0   | 0  | 0       | 0       | 0                                   | 0   | 0   | 0                                | 0                                     | 0  |   |
| d. Foreign Venture Capital Investors                      |            | 0                         | 0  | 0                                     | 0  | 0  | 0   | 0  | 0       | 0       | 0                                   | 0   | 0   | 0                                | 0                                     | 0  |   |
| e. Foreign Portfolio Investors                            |            | 0                         | 0  | 0                                     | 0  | 0  | 0   | 0  | 0       | 0       | 0                                   | 0   | 0   | 0                                | 0                                     | 0  |   |
| f. Financial Institutions/Banks                           |            | 0                         | 0  | 0                                     | 0  | 0  | 0   | 0  | 0       | 0       | 0                                   | 0   | 0   | 0                                | 0                                     | 0  |   |
| g. Insurance Companies/Provident Funds/Pension Funds      |            | 0                         | 0  | 0                                     | 0  | 0  | 0   | 0  | 0       | 0       | 0                                   | 0   | 0   | 0                                | 0                                     | 0  |   |
| i. ANY OTHER  |            | 0                         | 0  | 0                                     | 0  | 0  | 0   | 0  | 0       | 0       | 0                                   | 0   | 0   | 0                                | 0                                     | 0  |   |
| <b>Sub-Total (B)(1)</b>                                   |            | 0                         | 0  | 0                                     | 0  | 0  | 0   | 0  | 0       | 0       | 0                                   | 0   | 0   | 0                                | 0                                     | 0  |   |
| Central Government/State Government(s)/President of India |            |                           |  |                                       |  |  |   |  |         |         |                                     |   |   |                                  |                                       |  |   |
| <b>Sub-Total (B)(2)</b>                                   |            | 0                         | 0  | 0                                     | 0  | 0  | 0   | 0  | 0       | 0       | 0                                   | 0   | 0   | 0                                | 0                                     | 0  |   |
| <b>3. NON-INSTITUTIONS - INDIVIDUALS -</b>                |            |                           |  |                                       |  |  |   |  |         |         |                                     |   |   |                                  |                                       |  |   |
| I. Individual shareholders holding nominal share          |            | 1295                      | 354349                                       | 0                                     | 0  | 354349                                     | 1.7671  | 0  | 0       | 0       | 0                                   | 0   | 0   | 0                                | 0                                     | 340918   |   |
| II. Individual shareholders holding nominal share         |            | 8                         | 4191905                                      | 0                                     | 0  | 4191905                                    | 20.9051   | 0  | 0       | 0       | 0                                   | 0   | 0   | 0                                | 0                                     | 3928705  |   |
| Names:  |            |                           |  |                                       |  |  |   |  |         |         |                                     |   |   |                                  |                                       |  |   |
| SAROJ KAILASH AGRAWAL                                     | ADOPA5414F |                           | 3000000                                      |                                       |  | 3000000                                    | 14.9611   |  |         |         |                                     |   |   |                                  |                                       | 3000000  |   |
| KAILASH T AGRAWAL   | AAWPA5621P |                           | 745600                                       |                                       |  | 745600                                     | 3.7183  |  |         |         |                                     |   |   |                                  |                                       | 745600   |   |





Table IV

Table IV - Statement showing shareholding pattern of the Non Promoter- Non Public shareholder

| Category & Name of the Shareholders (I)                              | PAN (II) | Nos. of Shareholder (III) | No. of fully paid up equity shares held (IV) | Partly paid-up equity shares held (V) | No. of shares underlying Depository Receipts (VI) | Total nos. shares held (VII = IV + V + VI) | Shareholding % calculated as per SCRR, 1957 As a % of (A+B+C 2) (VIII) | Number of Voting Rights held in each class of securities (IX) |       |                                     | No. of Shares Underlying Outstanding convertible securities (including Warrants) (as a % assuming full conversion of convertible securities) | Number of Locked in shares (XII) |                                 | Number of Shares pledged or otherwise |  | Number of equity shares held in dematerialized form (XIV) (Not applicable) |
|--|----------|---------------------------|--|---------------------------------------|---|--|--|---|-------|-------------------------------------|--|----------------------------------|---------------------------------|---------------------------------------|--|--|
|  |          |                           |  |                                       |   |  |  | No. of Voting Rights  | Total | Total as a % of Total Voting rights |  | No. (a)                          | As a % of total Shares held (b) | No. (a)                               | As a % of total Shares held (Not applicable) (b) |  |
|  |          |                           |  |                                       |   |  |  |   |       |                                     |  |                                  |                                 |                                       |  |  |
| 1. Custodian/DR Holder   |          | 0                         | 0  | 0                                     | 0   | 0  | 0  | 0   | 0     | 0                                   | 0  | 0                                | 0                               | 0                                     | 0  | 0  |
| 2. Employee Benefit Trust (under SEBI (Share based Employee Benefit) |          | 0                         | 0  | 0                                     | 0   | 0  | 0  | 0   | 0     | 0                                   | 0  | 0                                | 0                               | 0                                     | 0  | 0  |
| Total Non-Promoter- Non Public Shareholding (C) = (C)(1)+(C)(2)      |          | 0                         | 0  | 0                                     | 0   | 0  | 0  | 0   | 0     | 0                                   | 0  | 0                                | 0                               | 0                                     | 0  | 0  |

