

FINANCIAL REPORT

PLANET SPINNING MILLS PRIVATE LIMITED

FINANCIAL YEAR 2024-25

UDIN- 25171827BMUICJ8901

Independent Auditor's Report

To
The Members of
Planet Spinning Mills Private Limited

Report on the Audit of the Financial Statements

Opinion

We have audited the accompanying financial statements of Planet Spinning Mills Private Limited (the "Company") which comprises the Balance Sheet as at 31st March, 2025, the Statement of Profit and Loss (including Other Comprehensive Income), the Statement of Changes in Equity and the Statement of Cash Flows for the year ended on that date, and notes to the financial statements, including a summary of the significant accounting policies and other explanatory information (hereinafter referred to as the "financial statements").

In our opinion and to the best of our information and according to the explanations given to us, the aforesaid financial statements give the information required by the Companies Act, 2013 ("the Act") in the manner so required and give a true and fair view in conformity with the Indian Accounting Standards prescribed under Section 133 of the Act read with the Companies (Indian Accounting Standards) Rules, 2015, as amended ("Ind AS") and accounting principles generally accepted in India, of the state of affairs of the Company as at 31st March, 2025, and the profit, total comprehensive income, changes in equity and its cash flows for the year ended on that date.

Basis for Opinion

We conducted our audit of the financial statements in accordance with the Standards on Auditing (SAs) specified under section 143(10) of the Companies Act, 2013. Our responsibilities under those Standards are further described in the *Auditor's Responsibility for the Audit of the Financial Statements* section of our report. We are independent of the Company in accordance with the Code of Ethics issued by the Institute of Chartered Accountants of India (ICAI) together with the independence requirements that are relevant for audit of financial statement under the provisions of the Act and the Rules made there under and we have fulfilled our ethical requirements that are relevant to our audit of the financial statements under the provisions of the Companies Act, 2013 and the Rules there under, and we have fulfilled our other ethical responsibilities in accordance with these requirements and the Code of Ethics. We believe that the audit evidence we have obtained is sufficient and appropriate to provide a basis for our opinion.



Key audit matters

Key audit matters are those matters that, in our professional judgement, were of most significance in our audit of the financial statements of the current year. These matters were addressed in the context of our audit of the financial statements as a whole, and in forming our opinion thereon, and we do not provide a separate opinion on these matters.

Key Audit Matter	Auditor's Response
Assessment of impairment testing of trade receivables and other assets The Company has certain long outstanding trade receivables. The fair valuation and impairment testing of these items is a Key Audit Matter as the determination of fair value and impairment assessment involve significant management judgement.	Our audit procedures included the following: <ul style="list-style-type: none">• We had discussions with management to obtain an understanding of the relevant factors in respect of recoverability of trade receivables.• Assessing methodology – considering the consistency and appropriateness of the management estimates and assumptions made for arriving at the recoverable amount.

Information other than the financial statements and auditor's report thereon

The Company's Board of Directors is responsible for the other information. The other information comprises the information included in the Management Discussion and Analysis, Board's Report including Annexures to Board's Report, Business Responsibility Report, Corporate Governance and Shareholder's Information, but does not include the consolidated financial statements, financial statements and our auditor's report thereon.

Our opinion on the financial statements does not cover the other information and we do not express any form of assurance conclusion thereon.

In connection with our audit of the financial statements, our responsibility is to read the other information and, in doing so, consider whether the other information is materially inconsistent with the financial statements or our knowledge obtained in the audit or otherwise appears to be materially misstated. If, based on the work we have performed, we conclude that there is a material misstatement of this other information, we are required to report that fact. We have nothing to report in this regard.

Management's Responsibility for the Financial Statements

The Company's Board of Directors is responsible for the matters stated in section 134(5) of the Companies Act, 2013 ("the Act") with respect to the preparation of these financial statements that give a true and fair view of the financial position, financial performance, total comprehensive income, changes in equity and cash flows of the Company in accordance with the Ind AS and other accounting principles generally accepted in India. This responsibility also includes maintenance of adequate accounting records in accordance with the provisions of the Act for safeguarding of the assets of the Company and for preventing and detecting frauds and other irregularities; selection and application of appropriate accounting policies; making judgments and estimates that are reasonable and prudent; and



design, implementation and maintenance of adequate internal financial controls, that were operating effectively for ensuring the accuracy and completeness of the accounting records, relevant to the preparation and presentation of the financial statement that give a true and fair view and are free from material misstatement, whether due to fraud or error.

In preparing the financial statements, management is responsible for assessing the Company's ability to continue as a going concern, disclosing, as applicable, matters related to going concern and using the going concern basis of accounting unless management either intends to liquidate the Company or to cease operations, or has no realistic alternative but to do so.

The Board of Directors are responsible for overseeing the company's financial reporting process.

Auditor's Responsibility for the Audit of the Financial Statements

Our objectives are to obtain reasonable assurance about whether the financial statements as a whole are free from material misstatement, whether due to fraud or error, and to issue an auditor's report that includes our opinion. Reasonable assurance is a high level of assurance, but is not a guarantee that an audit conducted in accordance with SAs will always detect a material misstatement when it exists. Misstatements can arise from fraud or error and are considered material if, individually or in the aggregate, they could reasonably be expected to influence the economic decisions of users taken on the basis of these financial statements.

As part of an audit in accordance with SAs, we exercise professional judgment and maintain professional skepticism throughout the audit. We also:

- Identify and assess the risks of material misstatement of the financial statements, whether due to fraud or error, design and perform audit procedures responsive to those risks, and obtain audit evidence that is sufficient and appropriate to provide a basis for our opinion. The risk of not detecting a material misstatement resulting from fraud is higher than for one resulting from error, as fraud may involve collusion, forgery, intentional omissions, misrepresentations, or the override of internal control.
- Obtain an understanding of internal control relevant to the audit in order to design audit procedures that are appropriate in the circumstances. Under section 143(3)(i) of the Companies Act, 2013, we are also responsible for expressing our opinion on whether the company has adequate internal financial controls system in place and the operating effectiveness of such controls.
- Evaluate the appropriateness of accounting policies used and the reasonableness of accounting estimates and related disclosures made by management.
- Conclude on the appropriateness of management's use of the going concern basis of accounting and, based on the audit evidence obtained, whether a material uncertainty exists related to events or conditions that may cast significant doubt on the Company's ability to continue as a going concern. If we conclude that a material uncertainty exists, we are required to draw attention in our auditor's report to the related disclosures in the financial statements or, if such



disclosures are inadequate, to modify our opinion. Our conclusions are based on the audit evidence obtained up to the date of our auditor's report. However, future events or conditions may cause the Company to cease to continue as a going concern.

- Evaluate the overall presentation, structure and content of the financial statements, including the disclosures, and whether the financial statements represent the underlying transactions and events in a manner that achieves fair presentation.

We communicate with those charged with governance regarding, among other matters, the planned scope and timing of the audit and significant audit findings, including any significant deficiencies in internal control that we identify during our audit.

We also provide those charged with governance with a statement that we have complied with relevant ethical requirements regarding independence, and to communicate with them all relationships and other matters that may reasonably be thought to bear on our independence, and where applicable, related safeguards.

From the matters communicated with those charged with governance, we determine those matters that were of most significance in the audit of the financial statements of the current period and are therefore the key audit matters. We describe these matters in our auditor's report unless law or regulation precludes public disclosure about the matter or when, in extremely rare circumstances, we determine that a matter should not be communicated in our report because the adverse consequences of doing so would reasonably be expected to outweigh the public interest benefits of such communication.

Report on Other Legal and Regulatory Requirements

1. As required by Section 143(3) of the Act, we report that:

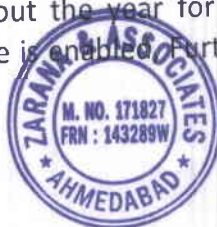
- a) We have sought and obtained all the information and explanations which to the best of our knowledge and belief were necessary for the purposes of our audit.
- b) In our opinion, proper books of account as required by law have been kept by the Company so far as it appears from our examination of those books.
- c) The Balance Sheet, the Statement of Profit and Loss including Other Comprehensive Income, Statement of Changes in Equity and the Cash Flow dealt with by this Report are in agreement with the books of account.
- d) In our opinion, the aforesaid financial statements comply with the Indian Accounting Standards (Ind AS) specified under Section 133 of the Act.
- e) On the basis of the written representations received from the directors as on 31st March, 2025 taken on record by the Board of Directors, none of the directors is disqualified as on 31st March, 2025 from being appointed as a director in terms of Section 161(2) of the Act.



- f) With respect to the adequacy of the internal financial controls over financial reporting of the Company and the operating effectiveness of such controls, refer to our separate Report in "Annexure A".
- g) With respect to the other matters to be included in the Auditor's Report in accordance with Rule 11 of the Companies (Audit and Auditors) Rules, 2014, in our opinion and to the best of our information and according to the explanations given to us:
- i. The Company does not have any impact of pending litigations on its financial position in its financial statements.
 - ii. The Company did not have any long-term contracts including derivative contracts for which there were any material foreseeable losses.
 - iii. There were no amounts which were required to be transferred to the Investor Education and Protection Fund by the Company.
 - iv. (a) The Management has represented that, to the best of its knowledge and belief, no funds (which are material either individually or in the aggregate) have been advanced or loaned or invested (either from borrowed funds or share premium or any other sources or kind of funds) by the Company to or in any other person or entity, including foreign entity ("Intermediaries"), with the understanding, whether recorded in writing or otherwise, that the Intermediary shall, whether, directly or indirectly lend or invest in other persons or entities identified in any manner whatsoever by or on behalf of the Company ("Ultimate Beneficiaries") or provide any guarantee, security or the like on behalf of the Ultimate Beneficiaries;

(b) The Management has represented, that, to the best of its knowledge and belief, no funds (which are material either individually or in the aggregate) have been received by the Company from any person or entity, including foreign entity ("Funding Parties"), with the understanding, whether recorded in writing or otherwise, that the Company shall, whether, directly or indirectly, lend or invest in other persons or entities identified in any manner whatsoever by or on behalf of the Funding Party ("Ultimate Beneficiaries") or provide any guarantee, security or the like on behalf of the Ultimate Beneficiaries;

(c) Based on the audit procedures that have been considered reasonable and appropriate in the circumstances, nothing has come to our notice that has caused us to believe that the representations under sub-clause (i) and (ii) of Rule 11(e), as provided under (a) and (b) above, contain any material misstatement.
 - v. The Company has not declared or paid any dividend during the year and has not proposed final dividend for the year.
 - vi. Based on our examination which included test checks, the Company has used accounting software for maintaining its books of account which has a feature of recording audit trail (edit log) facility and the same has operated throughout the year for all relevant transactions recorded in the software, except the audit trail feature is enabled. Further, during the course of our audit we did



not come across any instance of audit trail feature being tampered with in respect of the accounting software where audit trail was enabled

2. As required by the Companies (Auditor's Report) Order, 2020 (the "Order"), issued by the Central Government of India in terms of sub-section (11) of section 143 of the Companies Act, 2013, we give in the "Annexure-B" a statement on the matters specified in paragraphs 3 and 4 of the Order, to the extent applicable.

For ZARANA & ASSOCIATES
Chartered Accountants



Zarana
ZARANA KARIA
(PROPRIETOR)

Membership No. - 171827
Firm Registration No. - 143289W
UDIN: 25171827BMUICQ6801

Ahmedabad, 27th May, 2025

ANNEXURE -A TO THE INDEPENDENT AUDITORS' REPORT

(Referred to in paragraph 1(f) under 'Report on Other Legal and Regulatory Requirements' section of our Report of even date)

Report on the Internal Financial Controls over financial reporting under Clause (i) of sub-section 3 of Section 143 of the Companies Act, 2013 ("the Act")

We have audited the internal financial controls over financial reporting of **Planet Spinning Mills Private Limited** as on 31st March, 2025 in conjunction with our audit of financial statements of the Company for the year ended on that date.

Management's Responsibility for Internal Financial Controls

The Board of Directors of the Company is responsible for establishing and maintaining internal financial controls based on the internal control over financial reporting criteria established by the Company considering the essential components of internal control stated in the Guidance Note on Audit of Internal Financial Controls over Financial Reporting issued by the Institute of Chartered Accountants of India ('ICAI'). These responsibilities include the design, implementation and maintenance of adequate internal financial controls that were operating effectively for ensuring the orderly and efficient conduct of its business, including adherence to company's policies, the safeguarding of its assets, the prevention and detection of frauds and errors, the accuracy and completeness of the accounting records, and the timely preparation of reliable financial information, as required under the Companies Act, 2013.

Auditors' Responsibility

Our responsibility is to express an opinion on the Company's internal financial controls over financial reporting based on our audit. We conducted our audit in accordance with the Guidance Note on Audit of Internal Financial Controls over Financial Reporting (the "Guidance Note") issued by the Institute of Chartered Accountants of India and the Standards on Auditing, prescribed under section 143(10) of the Companies Act, 2013, to the extent applicable to an audit of internal financial controls. Those Standards and the Guidance Note require that we comply with ethical requirements and plan and perform the audit to obtain reasonable assurance about whether adequate internal financial controls over financial reporting was established and maintained and if such controls operated effectively in all material respects.

Our audit involves performing procedures to obtain audit evidence about the adequacy of the internal financial controls system over financial reporting and their operating effectiveness. Our audit of internal financial controls over financial reporting included obtaining an understanding of internal financial controls over financial reporting, assessing the risk that a material weakness exists, and testing and evaluating the design and operating effectiveness of internal control based on the assessed risk. The procedures selected depend on the auditor's judgment, including the assessment of the risks of material misstatement of the financial statements, whether due to fraud or error.

We believe that the audit evidence we have obtained is sufficient and appropriate to provide a basis for our audit opinion on the Company's internal financial controls system over financial reporting.



Meaning of Internal Financial Controls over Financial Reporting

A company's internal financial control over financial reporting is a process designed to provide reasonable assurance regarding the reliability of financial reporting and the preparation of financial statements for external purposes in accordance with generally accepted accounting principles. A company's internal financial control over financial reporting includes those policies and procedures that

- (1) Pertain to the maintenance of records that, in reasonable detail, accurately and fairly reflect the transactions and dispositions of the assets of the company;
- (2) Provide reasonable assurance that transactions are recorded as necessary to permit preparation of financial statements in accordance with generally accepted accounting principles, and that receipts and expenditures of the company are being made only in accordance with authorizations of management and directors of the company; and
- (3) Provide reasonable assurance regarding prevention or timely detection of unauthorized acquisition, use, or disposition of the company's assets that could have a material effect on the financial statements.

Inherent Limitations of Internal Financial Controls over Financial Reporting

Because of the inherent limitations of internal financial controls over financial reporting, including the possibility of collusion or improper management override of controls, material misstatements due to error or fraud may occur and not be detected. Also, projections of any evaluation of the internal financial controls over financial reporting to future periods are subject to the risk that the internal financial control over financial reporting may become inadequate because of changes in conditions, or that the degree of compliance with the policies or procedures may deteriorate.

Opinion

In our opinion and to the best of our information and according to the explanations given to us, the Company has, in all material respects, an adequate internal financial controls system over financial reporting and such internal financial controls over financial reporting were operating effectively as at 31st March, 2025, based on the internal control over financial reporting criteria established by the Company considering the essential components of internal financial control stated in the Guidance Note on Audit of Internal Financial Controls Over Financial Reporting issued by the Institute of Chartered Accountants of India.

For ZARANA & ASSOCIATES
Chartered Accountants



Zarana

ZARANA KARIA
(PROPRIETOR)

Membership No. - 171827
Firm Registration No. - 143289W
UDIN: 25171827BMUICQ6801

Ahmedabad, 27th May, 2025

ANNEXURE - B TO THE INDEPENDENT AUDITORS' REPORT

(Referred to in paragraph 2 under 'Report on Other Legal and Regulatory Requirements' section of our Report of even date)

To the best of our information and according to the explanations provided to us by the Company and the books of account and records examined by us in the normal course of audit, we state that:

- (i) In respect of Property, Plant and Equipment and intangible assets:
 - (a) (A) The Company has maintained proper records showing full particulars, including quantitative details and situation of Property, Plant and Equipment.
(B) The Company has not capitalized any intangible assets in the books of the Company and accordingly, the requirement to report on clause 3(i)(a)(B) of the Order is not applicable to the Company.
 - (b) Property, Plant and Equipment have been physically verified by the management during the year and no material discrepancies were identified on such verification.
 - (c) The title deeds of immovable properties (other than properties where the Company is the lessee and the lease agreements are duly executed in favour of the lessee) disclosed in Note 5 to the financial statements included in property, plant and equipment are held in the name of the Company.
 - (d) The Company has not revalued its Property, Plant and Equipment or intangible assets during the year.
 - (e) There are no proceedings initiated or are pending against the Company for holding any benami property under the Prohibition of Benami Property Transactions Act, 1988 and rules made thereunder.
- (ii) (a) The management has conducted physical verification of inventory at reasonable intervals during the year. In our opinion the coverage and the procedure of such verification by the management is appropriate. No discrepancies of 10% or more in aggregate for each class of inventory were noticed on such physical verification.

(b) As disclosed in the financial statements, the Company has been sanctioned working capital limits in excess of Rs. five crores in aggregate from banks during the year on the basis of security of current assets of the Company. Based on the records examined by us in the normal course of audit of the financial statements, the quarterly returns / statements filed by the Company with such banks are in agreement with the books of accounts of the Company.
- (iii) According to the information and explanations given to us and on the basis of our examination of the records of the Company, the Company has not made investment in companies and granted loans to other entities during the year.
- (iv) Loans, investments, guarantees and security in respect of which provisions of sections 185 and 186



of the Companies Act, 2013 are applicable have been complied with by the Company.

- (v) The Company has not accepted any deposits or amounts which are deemed deposits. Hence, reporting under clause 3(v) of the Order is not applicable to the Company.
- (vi) The Central Government has prescribed maintenance of cost records under sub-section(1) of Section 148 of the Companies Act, 2013 and necessary cost records were duly maintained by the Company as applicable.

- (vii) In respect of statutory dues:

(a) The Company is regular in depositing with appropriate authorities undisputed statutory dues including goods and services tax, provident fund, employees' state insurance, income-tax, and other statutory dues applicable to it. According to the information and explanations given to us and based on audit procedures performed by us, no undisputed amounts payable in respect of these statutory dues were outstanding, at the year end, for a period of more than six months from the date they became payable.

(b) The dues of goods and services tax, provident fund, employees' state insurance, income-tax, and other statutory dues have not been deposited on account of any dispute, are as follows:

Name of the statute	Nature of the dues	Amount (Rs.) in Lakhs	Period to which the amount relates	Forum where the dispute is pending
Income Tax Act, 1961	Income Tax and Demand Interest	0.09	A.Y. 2023-24	Rectification u/s 154 filed
Income Tax Act, 1961	Income Tax and Demand Interest	31.58	A.Y. 2016-17	CIT(Appeals)
Income Tax Act, 1961	Income Tax and Demand Interest	83.58	A.Y. 2017-18	CIT(Appeals)
Income Tax Act, 1961	Income Tax and Demand Interest	0.04	A.Y. 2017-18	Rectification u/s 154 filed

- (viii) The Company has not surrendered or disclosed any transaction, previously unrecorded in the books of account, in the tax assessments under the Income Tax Act, 1961 as income during the year. Accordingly, the requirement to report on clause 3(viii) of the Order is not applicable to the Company.
- (ix) (a) The Company has not defaulted in repayment of loans or other borrowings or in the payment of interest thereon to any lender.

- (b) The Company has not been declared willful defaulter by any bank or financial institution or



government or any government authority.

(c) Term loans were applied for the purpose for which the loans were obtained.

(d) On an overall examination of the financial statements of the Company, no funds raised on short-term basis have been used for long-term purposes by the Company.

(e) On an overall examination of the financial statements of the Company, the Company has not taken any funds from any entity or person on account of or to meet the obligations of its subsidiaries, associates or joint ventures.

(f) The Company has not raised loans during the year on the pledge of securities held in its subsidiaries, joint ventures or associate companies. Hence, the requirement to report on clause (ix)(f) of the Order is not applicable to the Company.

(x) (a) The Company has not raised moneys by way of initial public offer or further public offer (including debt instruments) during the year and hence reporting under clause 3(x)(a) of the Order is not applicable.

(b) During the year, the Company has not made any preferential allotment or private placement of shares or convertible debentures (fully or partly or optionally) and hence reporting under clause 3(x)(b) of the Order is not applicable.

(xi) (a) No fraud/ material fraud by the Company or no fraud / material fraud on the Company has been noticed or reported during the year.

(b) No report under sub-section (12) of section 143 of the Companies Act has been filed in Form ADT-4 as prescribed under rule 13 of Companies (Audit and Auditors) Rules, 2014 with the Central Government, during the year.


(c) As represented to us by the management, there are no whistle blower complaints received by the Company during the year.

(xii) The Company is not a Nidhi company. Accordingly reporting under clause 3(xii) of the Order is not applicable.

(xiii) In our opinion and according to the information and explanations given to us, the Company is in compliance with sections 177 and 188 of the Companies Act, 2013 where applicable for all transactions with related parties and details of such transactions have been disclosed in the financial statements as required by the applicable accounting standards.

(xiv) The Company has an internal audit system commensurate with the size and nature of its business.

(xv) In our opinion and according to the information and explanations given to us, during the year the Company has not entered into non-cash transactions with directors or persons connected with him and requirement to report on clause 3(xv) of the Order is not applicable to the Company.



- (xvi) (a) The Company as legally advised, is not required to be registered under section 45-IA of the Reserve Bank of India Act, 1934. Therefore, the reporting under clause 3(xvi)(a), (b) and (c) of the Order is not applicable to the company.
- (b) There is no Core Investment Company as a part of the Group, hence, the requirement to report on clause 3(xvi)(d) of the Order is not applicable to the Company.
- (xvii) The Company has not incurred cash losses in the current financial year. The Company has not incurred cash losses in the immediately preceding financial year.
- (xviii) There has been no resignation of the statutory auditors during the year and accordingly requirement to report on clause 3(xviii) of the Order is not applicable to the Company.
- (xix) On the basis of the financial ratios, ageing and expected dates of realisation of financial assets and payment of financial liabilities, other information accompanying the financial statements and our knowledge of the Board of Directors and Management plans and based on our examination of the evidence supporting the assumptions, nothing has come to our attention, which causes us to believe that any material uncertainty exists as on the date of the audit report indicating that Company is not capable of meeting its liabilities existing at the date of balance sheet as and when they fall due within a period of one year from the balance sheet date. We, however, state that this is not an assurance as to the future viability of the Company. We further state that our reporting is based on the facts up to the date of the audit report and we neither give any guarantee nor any assurance that all liabilities falling due within a period of one year from the balance sheet date, will get discharged by the Company as and when they fall due.
- (xx) (a) In our opinion and according to the information and explanations given to us, there is no unspent amount under sub-section (5) of Section 135 of the Companies Act, 2013 pursuant to any project other than ongoing projects. Accordingly, clause 3(xx)(a) of the Order is not applicable.
- (b) There are no unspent amounts in respect of ongoing projects, that are required to be transferred to a special account in compliance of provision of sub section (6) of section 135 of Companies Act, 2013.

For ZARANA & ASSOCIATES
Chartered Accountants



Zarana
ZARANA KARIA
(PROPRIETOR)

Membership No. - 171827

Firm Registration No. - 143289W

UDIN: 25171827BMUICQ6801

Ahmedabad, 27th May, 2025

1 Corporate information

Planet Spinning Mills Private Limited ('the Company') is a private limited, domiciled in India and incorporated on 17th September 2011 under the provision of the Companies Act, 1956. The Company is engaged in Spinning activity.

2 Basis of preparation

The financial statements of the Company have been prepared in accordance with Indian Accounting Standards (Ind AS) notified under the Companies (Indian Accounting Standards) Rules, 2015 as amended by the Companies (Indian Accounting Standards) (Amendment) Rules, 2016.

The financial statements have been prepared on the historical cost basis, except for certain financial instruments which are measured at fair values at the end of each reporting period, as explained in the accounting policies below.

The financial statements are presented in Indian rupees (INR) and all values are presented in full, except otherwise indicated.

3 Summary of significant accounting policies

3.1 Current vs Non Current Classification

The Company presents assets and liabilities in the Balance Sheet base on current/non-current classification.

An asset is current when it is:

- i) Expected to be realised or intended to be sold or consumed in normal operating cycle
- ii) Held primarily for the purpose of trading
- iii) Expected to be realised within twelve months after the reporting period, or
- iv) Cash or cash equivalents unless restricted from being exchanged or used to settle a liability for at least twelve months after the reporting period

All other assets are classified as non-current

A liability is current when it is:

- i) Expected to be settled in normal operating cycle
- ii) Held primarily for the purpose of trading
- iii) Due to be settled within twelve months after the reporting period, or
- iv) There is no unconditional right to defer the settlement of the liability for at least twelve months after the reporting period

All other liabilities are treated as non-current

Deferred tax assets and liabilities are classified as non-current assets and liabilities.

3.2 Revenue recognition

Revenue is recognised to the extent that it is probable that the economic benefits will flow to the Company and the revenue can be reliably measured, regardless of when the payment is being made. Revenue is measured at the fair value of the consideration received or receivable net of discounts, taking into account contractually defined terms and inclusive of excise duty, taking into account contractually defined terms of payment excluding taxes or duties collected on behalf of the government.

Interest income

Interest income is recognised using effective interest method (EIR). EIR is the rate that exactly discounts the estimated future cash payments or receipts over the expected life of the financial instrument or a shorter period, where appropriate, to the gross amount of the financial asset or to the amortised cost of a financial liability. When calculating the EIR, the Company estimates the expected cash flows by considering all the contractual terms of the financial instrument but doesn't consider the expected credit losses. Interest income is included in the other income in the Statement of Profit and Loss.

3.3 Cash and cash equivalents

Cash and cash equivalents in the balance sheet comprise cash at banks and on hand and short-term deposits with an original maturity of three months or less, which are subject to an insignificant risk of changes in value.

For the purpose of the statement of cash flows, cash and cash equivalents consist of cash and short-term deposits, as defined above, net of outstanding bank overdrafts as they are considered an integral part of the Company's cash management.

3.4 Property, plant and equipment (PPE)

Property, plant and equipment and capital work in progress are stated at cost of acquisition or construction net of accumulated depreciation and impairment loss (if any). All significant costs relating to the acquisition and installation of property, plant and equipment are capitalised. Subsequent costs are included in the asset's carrying amount or recognised as a separate asset, as appropriate, only when it is probable that future economic benefits associated with the item will flow to the Company and the cost of the item can be measured reliably. The carrying amount of the replaced part is derecognised. All other repairs and maintenance are charged to the Statement of Profit and Loss during the financial period in which they are incurred.

PLANET SPINNING MILLS PRIVATE LIMITED
Notes to financial statements for the year ended 31st March, 2025

Borrowing cost relating to acquisition / construction of property, plant and equipment which take substantial period of time to get ready for its intended use are also included to the extent they relate to the period till such assets are ready to be put to use.

Depreciation is calculated on written down value (WDV) method using the rates arrived at based on the useful lives estimated by the management. Further, pursuant to the notification of Schedule II of the Companies Act 2013, by the Ministry of Corporate Affairs effective 01st April, 2014, the management has internally reassessed and changed, wherever necessary the useful lives to compute depreciation, to conform to the requirements of the Companies Act, 2013.

Depreciation and Amortisation

Depreciation is charged on the basis of useful life of assets on WDV method which are as follows:-

Asset Category	Life in Year
Building	30
Office Equipment	5
Plant and Machinery	15
Electrical Installations	10
Computers	3
Fire Extinguisher	5
Furniture and Fixtures	10

An item of property, plant and equipment and any significant part initially recognized is derecognized upon disposal or when no future economic benefits are expected from its use or disposal. Any gain or loss arising on derecognition of the asset (calculated as the difference between the net disposal proceeds and the carrying amount of the asset) is included in the Statement of Profit and Loss when the asset is derecognized.

The residual values, useful lives and methods of depreciation of property, plant and equipment are reviewed at each financial year end and adjusted prospectively, if appropriate.

3.5 Earnings per share

Basic earnings per share is calculated by dividing the net profit or loss for the period attributable to equity shareholders (after deducting attributable taxes) by the weighted average number of equity shares outstanding during the period. The weighted average number of equity shares outstanding during the period.

For the purpose of calculating diluted earnings per share, the net profit or loss for the period attributable to equity shareholders and the weighted average number of shares outstanding during the period are adjusted for the effects of all dilutive potential equity shares.

3.6 Taxes

The tax expense for the period comprises current and deferred tax. Tax is recognised in the Statement of Profit and Loss, except to the extent that it relates to items recognised in other comprehensive income or directly in equity. In this case, the tax is also recognised in other comprehensive income or directly in equity, respectively.

Current income tax

Current tax is measured at the amount expected to be paid to the tax authorities in accordance with the taxation laws prevailing and applicable for the relevant assessment year. Management periodically evaluates positions taken in tax returns with respect to situations in which applicable tax regulation is subject to interpretation. It establishes provisions where appropriate on the basis of amounts expected to be paid to the tax authorities.

Deferred tax

Deferred income taxes are recognised for the future tax consequences attributable to temporary differences between the financial statement carrying amounts of existing assets and liabilities and their tax bases in the financial statements. The effect on deferred tax assets and liabilities of a change in the tax rates is recognised using the tax rates and tax laws that have been enacted or substantively enacted by the Balance Sheet date. Deferred tax assets are recognised only to the extent that it is probable that future taxable profit will be available against which the temporary differences can be utilized. Deferred tax assets and deferred tax liabilities are offset, if a legally enforceable right exists to set-off current tax assets against current tax liabilities and the deferred tax assets and deferred tax liabilities relate to the same taxable entity and the same taxation authority.



In the situations where the Company is entitled to a tax holiday under the Income-tax Act, 1961, no deferred tax (asset or liability) is recognised in respect of temporary differences which reverse during the tax holiday period, to the extent the Company's gross total income is subject to the deduction during the tax holiday period. Deferred tax in respect of temporary differences which reverse after the tax holiday period is recognised in the year in which the temporary differences originate. However, the Company restricts recognition of deferred tax assets to the extent that it has become reasonably certain, that sufficient future taxable income will be available against which such deferred tax assets can be realized. For recognition of deferred taxes, the temporary differences which originate first are considered to reverse first.

3.7 Provisions, contingent liabilities, contingent assets and commitments

A provision is recognised when there is a present legal or constructive obligation as a result of past event; it is probable that an outflow of resources will be required to settle the obligation, and in respect of which a reliable estimate can be made. These are reviewed at each Balance Sheet date and adjusted to reflect the current best estimates. A disclosure for a contingent liability is made where there is a possible obligation arising out of past event, the existence of which will be confirmed only by the occurrence or non occurrence of one or more uncertain future events not wholly within the control of the Company or a present obligation arising out of past event where it is either not probable that an outflow of resources will be required to settle or a reliable estimate of the amount cannot be made.

If the effect of the time value of money is material, provisions are discounted using a current pre-tax rate that reflects, when appropriate, the risks specific to the liability. When discounting is used, the increase in the provision due to the passage of time is recognised as a finance cost.

3.8 Fair value disclosures for financial assets and financial liabilities

The management believes that the fair values of non-current financial assets (e.g. Investments at FVPL, loans and others), current financial assets (e.g. , cash equivalents, trade and other receivables, loans), non-current financial liabilities and current financial liabilities (e.g Trade payables and other payables and others) approximate their carrying amounts.

The Company has not performed a fair valuation of its investment in unquoted equity shares other than subsidiary, which are classified as FVOCI (refer Note 4), as the Company believes that impact of change on account of fair value is insignificant.

Fair value of quoted investment in mutual fund is determined by reference to available net asset value (NAV) available from respective Assets Management Companies ("AMC")

3.9 Fair value measurement

The Company measures financial instruments, such as, investments and derivatives, at fair value at each balance sheet date.

Fair value is the price that would be received to sell an asset or paid to transfer a liability in an orderly transaction between market participants at the measurement date. The fair value measurement is based on the presumption that the transaction to sell the asset or transfer the liability takes place either:

- > In the principal market for the asset or liability, or
- > In the absence of a principal market, in the most advantageous market for the asset or liability

The principal or the most advantageous market must be accessible by the Company.

The fair value of an asset or a liability is measured using the assumptions that market participants would use when pricing the asset or liability, assuming that market participants act in their economic best interest.

A fair value measurement of a non-financial asset takes into account a market participant's ability to generate economic benefits by using the asset in its highest and best use or by selling it to another market participant that would use the asset in its highest and best use.

The Company uses valuation techniques that are appropriate in the circumstances and for which sufficient data are available to measure fair value, maximizing the use of relevant observable inputs and minimizing the use of unobservable inputs.

All assets and liabilities for which fair value is measured or disclosed in the financial statements are categorized within the fair value hierarchy, described as follows, based on the lowest level input that is significant to the fair value measurement as a whole:

- > Level 1 — Quoted (unadjusted) market prices in active markets for identical assets or liabilities
- > Level 2 — Valuation techniques for which the lowest level input that is significant to the fair value measurement is directly or
- > Level 3 — Valuation techniques for which the lowest level input that is significant to the fair value measurement is unobservable

For assets and liabilities that are recognized in the financial statements on a recurring basis, the Company determines whether transfers have occurred between levels in the hierarchy by re-assessing categorization (based on the lowest level input that is significant to the fair value measurement as a whole) at the end of each reporting period.

The Company's Management determines the policies and procedures for both recurring fair value measurement, such as derivative instruments and unquoted/quoted financial assets measured at fair value. External valuers are involved for valuation of unquoted financial assets and financial liabilities. Involvement of external valuers is decided upon annually by the Management. Selection criteria includes market knowledge, reputation, independence and whether professional standards are maintained. The Management decides, after discussions with The Company's external valuers, which valuation techniques and inputs to use for each case.

PLANET SPINNING MILLS PRIVATE LIMITED
Notes to financial statements for the year ended 31st March, 2025

At each reporting date, the Company analyses the movements in the values of assets and liabilities which are required to be remeasured or re-assessed as per the Company's accounting policies. For this analysis, the Company verifies the major inputs applied in the latest valuation by agreeing the information in the valuation computation to contracts and other relevant documents.

The Company, in conjunction with the Company's external valuers, also compares the change in the fair value of each asset and liability with relevant external sources to determine whether the change is reasonable on a yearly basis.

For the purpose of fair value disclosures, the Company has determined classes of assets and liabilities on the basis of the nature, characteristics and risks of the asset or liability and the level of the fair value hierarchy as explained above.

3.10 Financial instruments

A financial instrument is any contract that gives rise to a financial asset of one entity and a financial liability or equity instrument of another entity.

Financial assets

Initial recognition and measurement

All financial assets are recognized initially at fair value plus, in the case of financial assets not recorded at fair value through profit or loss, transaction costs that are attributable to the acquisition of the financial asset.

Subsequent measurement

For purposes of subsequent measurement, financial assets are classified in following categories:

A) Debt instruments

i) Debt instruments at amortised cost

A 'debt instrument' is measured at the amortised cost if both the following conditions are met:

(a) The asset is held within a business model whose objective is to hold assets for collecting contractual cash flows, and

(b) Contractual terms of the asset give rise on specified dates to cash flows that are solely payments of principal and interest (SPPI) on the principal amount outstanding.

This category is the most relevant to the Company. After initial measurement, such financial assets are subsequently measured at amortised cost using the effective interest rate (EIR) method. Amortised cost is calculated by taking into account any discount or premium on acquisition and fees or costs that are an integral part of the EIR. The EIR amortisation is included in finance income in the profit or loss. The losses arising from impairment are recognised in the profit or loss. This category generally applies to loans, security deposits given, trade and other receivables.

ii) Debt instrument at FVTOCI

A debt instrument is subsequently measured at fair value through other comprehensive income if it is held within a business model whose objective is achieved by both collecting contractual cash flows and selling financial assets and the contractual terms of the financial asset give rise on specified dates to cash flows that are solely payments of principal and interest on the principal amount outstanding. The Company has not classified any financial asset into this category.

iii) Debt instrument at FVTPL

FVTPL is a residual category for debt instruments. Any debt instrument, which does not meet the criteria for categorization as at amortized cost or as FVTOCI, is classified as at FVTPL.

In addition, the Company may elect to designate a debt instrument, which otherwise meets amortized cost or FVTOCI criteria, as at FVTPL. However, such election is allowed only if doing so reduces or eliminates a measurement or recognition inconsistency (referred to as 'accounting mismatch').

Debt instruments included within the FVTPL category are measured at fair value with all changes recognized in the P&L.

B) Equity instruments

All equity instruments are subsequently measured at fair value in the balance sheet, with value changes recognised in statement of profit and loss, except for those equity instruments for which the Company has elected to present value changes in "other comprehensive income". If an equity instrument is not held for trading, the Company may make an irrevocable election for its investments which are classified as equity instruments to present the subsequent changes in fair value in other comprehensive income. The Company makes such election on an instrument by instrument basis.


If the Company decides to classify an equity instrument as at FVTOCI, then all fair value changes on the instrument, excluding dividends, are recognized in the OCI. There is no recycling of the amounts from OCI to P&L, even on sale of investment. However, The Company may transfer the cumulative gain or loss within equity.

The Company has elected to present all equity instruments, other than those in subsidiary, through FVTPL and all subsequent changes are recognized in Statement of Profit and Loss.

Derecognition

A financial asset (or, where applicable, a part of a financial asset or part of a group of similar financial assets) is primarily derecognised (i.e. removed from the Company's balance sheet) when:

> The rights to receive cash flows from the asset have expired, or



PLANET SPINNING MILLS PRIVATE LIMITED
Notes to financial statements for the year ended 31st March, 2025

> The Company has transferred its rights to receive cash flows from the asset or has assumed an obligation to pay the received cash flows in full without material delay to a third party under a 'pass-through' arrangement; and either (a) the Company has transferred substantially all the risks and rewards of the asset, or (b) the Company has neither transferred nor retained substantially all the risks and rewards of the asset, but has transferred control of the asset.

When the Company has transferred its rights to receive cash flows from an asset or has entered into a pass-through arrangement, it evaluates if and to what extent it has retained the risks and rewards of ownership. When it has neither transferred nor retained substantially all of the risks and rewards of the asset, nor transferred control of the asset, the Company continues to recognise the transferred asset to the extent of the Company's continuing involvement. In that case, the Company also recognises an associated liability. The transferred asset and the associated liability are measured on a basis that reflects the rights and obligations that the Company has retained.

Continuing involvement that takes the form of a guarantee over the transferred asset is measured at the lower of the original carrying amount of the asset and the maximum amount of consideration that the Company could be required to repay.

Impairment of financial assets

The Company applies expected credit loss (ECL) model for measurement and recognition of impairment loss on the following financial assets and credit risk exposure;

a) Financial assets that are debt instruments, and are measured at amortised cost e.g. loans, debt securities, deposits, trade receivables and bank balances

b) Financial assets that are debt instruments and are measured as at other comprehensive income (FVTOCI)

c) Lease receivables under Ind AS 17

d) Trade receivables or any contractual right to receive cash or another financial asset that result from transactions that are within the scope of Ind AS 115 and Ind AS 18

The Company follows 'simplified approach' for recognition of impairment loss allowance on:

> Trade receivables or contract revenue receivables; and

> All lease receivables resulting from transactions within the scope of Ind AS 17

Under the simplified approach the Company does not track changes in credit risk. Rather, it recognises impairment loss allowance based on lifetime ECLs at each reporting date, right from its initial recognition.

For recognition of impairment loss on other financial assets and risk exposure, the Company determines that whether there has been a significant increase in the credit risk said initial recognition. If credit risk has not increased significantly, 12 month ECL is used to provide for impairment loss. However, if credit risk has increased significantly, lifetime ECL is used. If in subsequent period the credit risk reduces since initial recognition, then the entity reverts to recognizing impairment loss allowance based on 12 month ECL.

As a practical expedient, the Company uses a provision matrix to determine impairment loss allowance on portfolio of its trade receivables. The matrix is based on its historically observed default rates over the expected life of the trade receivables and is adjusted for forward looking estimates. At every reporting date, the historical observed default rates are updated and changes in the forward looking estimates are analysed. The Company has presumed that default doesn't occur later than when a financial asset is 90 days past due.

ECL is the difference between all contracted cash flows that are due to the Company in accordance with the contract and all the cash flows that the Company expects to receive, discounted at the original EIR. ECL impairment loss allowance (or reversal) recognised during the period is recognised as income / (expense) in the statement of profit and loss (P&L). This amount is reflected under the head "Other Expense" in the P&L. The impairment loss is presented as an allowance in the Balance Sheet as a reduction from the net carrying amount of the trade receivable, loan, deposits and lease receivable respectively.

Financial liabilities



Initial recognition and measurement

All financial liabilities are initially recognised at fair value. The Company's financial liabilities include trade and other payables, loans and borrowings including bank overdraft and derivative financial instruments.

Subsequent measurement

Subsequent measurement of financial liabilities depends on their classification as fair value through Profit and loss or at amortized cost.

All changes in fair value of financial liabilities classified as FVTPL is recognized in the Statement of Profit and Loss. Amortised cost category is applicable to loans and borrowings, trade and other payables. After initial recognition the financial liabilities are measured at amortised cost using the EIR method. Gains and losses are recognized in profit and loss when the liabilities are derecognized as well as through the EIR amortization process. Amortised cost is calculated by taking into account any discount or premium on acquisition and fees or cost that are integral part of the EIR. The EIR amortization is included as finance cost in the Statement of Profit and Loss.



Derecognition

A financial liability is derecognised when the obligation under the liability is discharged or cancelled or expires. When an existing financial liability is replaced by another from the same lender on substantially different terms, or the terms of an existing liability are substantially modified, such an exchange or modification is treated as the derecognition of the original liability and the recognition of a new liability. The difference in the respective carrying amounts is recognised in the statement of profit or loss.

Derivative financial instruments

The Company uses derivative financial instruments, such as forward currency contracts to hedge its foreign currency risks. Such derivative financial instruments are initially recognised at fair value through profit or loss (FVTPL) on the date on which a derivative contract is entered into and are subsequently re-measured at fair value. Derivatives are carried as financial assets when the fair value is positive and as financial liabilities when the fair value is negative.

Any gains or losses arising from changes in the fair value of derivative financial instrument are recognised in the statement of profit and loss.

Reclassification of financial instruments

After initial recognition, no reclassification is made for financial assets which are equity instruments. For financial assets, which are debt instruments, a reclassification is made only if there is a change in the business model for managing those assets. Changes to the business model are expected to be infrequent. If the Company reclassifies the financial assets, it applies the reclassification prospectively from the reclassification date which is the first day of the immediately next reporting period following the change in the business model.

Offsetting financial assets and financial liabilities

Financial assets and liabilities are offset and the net amount is reported in the balance sheet if there is a currently enforceable legal right to offset the recognized amounts and there is an intention to settle on a net basis, to realise the assets and settle the liabilities simultaneously.

3.11 Government Grants

Government grants are recognized where there is reasonable assurance that the grant will be received and all attached conditions will be complied with. When the grant relates to an expense item, it is recognized as income on a systematic basis over the periods that the related costs, for which it is intended to compensate, are expensed. When the grant relates to an asset, it is recognized as income in equal amounts over the expected useful life of the related asset.

4 Significant accounting estimates and assumptions

The preparation of the Company's financial statements requires management to make judgements, estimates and assumptions that affect the reported amounts of revenues, expenses, assets and liabilities, and the accompanying disclosures, and the disclosure of contingent liabilities. Uncertainty about these assumptions and estimates could result in outcomes that require a material adjustment to the carrying amount of assets or liabilities affected in future periods.

Estimates and assumptions

The key assumptions concerning the future and other key sources of estimation uncertainty at the reporting date, that have a significant risk of causing a material adjustment to the carrying amounts of assets and liabilities within the next financial year, are described below. The Company based its assumptions and estimates on parameters available when the financial statements were prepared. Existing circumstances and assumptions about future developments, however, may change due to market changes or circumstances arising that are beyond the control of the Company. Such changes are reflected in the assumptions when they occur.

Depreciation

Changes in the expected useful life or the expected pattern of consumption of future economic benefits embodied in the asset are considered to modify the amortisation period or method, as appropriate, and are treated as changes in accounting estimates.

Taxes

Deferred tax assets are recognised for unused tax credits to the extent that it is probable that taxable profit will be available against which the credits can be utilised. Significant management judgement is required to determine the amount of deferred tax assets that can be recognized, based upon the likely timing and the level of future taxable profits together with future tax planning strategies.



PLANET SPINNING MILLS PRIVATE LIMITED
CIN: U17291MH2011PTC222105
Balance Sheet as at 31st March, 2025

		Amount (₹ in Lakhs)	
Particulars	Notes	As at 31st March, 2025	As at 31st March, 2024
Assets			
Non-current assets			
Property, plant and equipment	5	798.51	996.65
Investments	6	0.14	-
Financial Assets			
- Bank balances other than cash and cash equivalents	7	27.56	25.87
- Other Financial assets	8	117.74	117.74
Deferred tax assets (net)	9	26.73	27.01
Total non-current assets		970.68	1,167.26
Current assets			
Inventories	10	209.42	600.09
Financial assets			
Trade Receivables	11	1,123.02	1,272.43
Cash and cash equivalents	12	38.64	200.93
Other Financial assets	13	452.35	5.12
Other current assets	14	50.50	43.96
Total current assets		1,873.93	2,122.52
Total assets		2,844.61	3,289.78
Equity and liabilities			
Equity			
Equity share capital	15	300.00	300.00
Other equity	16	397.74	294.79
Total equity		697.74	594.79
Liabilities			
Non-current liabilities			
Financial liabilities			
- Borrowings	17	1,250.00	1,704.55
Total non-current liabilities		1,250.00	1,704.55
Current liabilities			
Financial liabilities			
- Borrowings	18	454.55	454.55
- Trade Payables	19		
Total outstanding due of micro enterprises and small enterprises		0.37	2.69
Total outstanding due of creditors other than micro enterprises and small enterprises		146.30	464.69
- Other financial liabilities	20	41.63	57.07
Other current liabilities	21	230.17	5.19
Current Tax Liabilities	22	23.85	6.25
Total current liabilities		896.87	990.44
Total liabilities		2,146.87	2,694.99
Total equity and liabilities		2,844.61	3,289.78
The accompanying notes are an integral part of these financial statements	1 to 43		

As per our report of even date

For ZARANA & ASSOCIATES
Chartered Accountants

ZARANA KARIA
PROPRIETOR
M. No.: 171827
Firm Registration No.: 143289W



For and on behalf of Board of Directors of
PLANET SPINNING MILLS PRIVATE LIMITED

Mr. Vipulkumar Motibhai Patel
(Director)
DIN: 10535687

Mr. Devkinandan Jagdishprasad Sharma
(Director)
DIN: 07900496

Place : Ahmedabad
Date : 27th May, 2025

PLANET SPINNING MILLS PRIVATE LIMITED
CIN: U17291MH2011PTC222105
Statement of Profit and Loss for the year ended 31st March, 2025


Particulars	Notes	Amount (₹ in Lakhs)	
		For the year ended 31st March, 2025	For the year ended 31st March, 2024
Income			
Revenue from operations	23	11,945.52	7,174.81
Other income	24	1.88	4.95
Total income		11,947.40	7,179.76
Expenses			
Cost of material consumed	25	9,606.55	5,249.24
Purchases of Traded Goods	26	290.65	394.37
Changes in inventories of finished goods, work-in-progress and stock-in-trade	27	99.65	137.00
Employee benefits expense	28	275.70	185.52
Finance costs	29	185.41	215.12
Depreciation and amortization expense	30	122.19	143.44
Other expenses	31	1,226.45	803.29
Total expenses		11,806.60	7,127.97
Profit before exceptional and extraordinary items and tax		140.80	51.79
Exceptional items		-	-
Profit before extraordinary items and tax		140.80	51.79
Extraordinary items		-	-
Profit before tax		140.80	51.79
Tax expense:	32		
Current tax		37.57	13.75
Tax of earlier periods		(0.00)	22.22
Deferred tax		0.28	(0.15)
Less: MAT credit entitlement		-	-
Total tax expense		37.85	35.81
Profit / (Loss) After Tax for the period from continuing operations		102.95	15.97
Profit/(loss) from Discontinuing Operations		-	-
Tax expense of Discontinuing Operations		-	-
Profit/(loss) from Discontinuing operations (after tax)		-	-
Profit / (Loss) After Tax for the period		102.95	15.97
Other comprehensive income			
Items not reclassified to profit or loss in subsequent periods (Equity instruments)		-	-
Income Tax Relating to Item (Equity instruments)		-	-
Total comprehensive income for the period Comprising Profit and other Comprehensive Income For the Period		102.95	15.97
Earnings per equity share			
Basic and Diluted (In ₹)	33	3.43	0.53
The accompanying notes are an integral part of these financial statements	1 to 43		

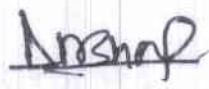
As per our report of even date
For ZARANA & ASSOCIATES
Chartered Accountants


ZARANA KARIA
PROPRIETOR
M. No.: 171827
Firm Registration No.: 143289W



**For and on behalf of Board of Directors of
PLANET SPINNING MILLS PRIVATE LIMITED**


Mr. Vipulkumar
Motibhai Patel
(Director)
DIN: 10535687


Mr. Devkinandan
Jagdishprashad Sharma
(Director)
DIN: 07900496

PLANET SPINNING MILLS PRIVATE LIMITED
CIN: U17291MH2011PTC222105
Cash flow statement for the year ended 31st March, 2025

Particulars	Amount (₹ in Lakhs)	
	Year ended 31-03-2025	Year ended 31-03-2024
A Cash flow from operating activities:		
Profit before tax as per statement of Profit and Loss Account	140.80	51.79
Adjustments for :		
Depreciation and amortisation expense	122.19	143.44
Finance expense	185.41	215.12
Interest income	(2.73)	(4.95)
Loss of fire	98.31	-
Operating profit before working capital changes	543.99	405.40
Adjustments for changes in working capital :		
(Increase)/ Decrease in trade receivables	149.41	(424.53)
(Increase)/ Decrease in inventories	390.67	43.40
(Increase)/ Decrease in other financial assets	(447.24)	(1.18)
(Increase)/ Decrease in other assets	(6.54)	123.86
Increase/ (Decrease) in trade payables	(320.72)	441.16
Increase/ (Decrease) in other liabilities	224.98	0.16
Increase/ (Decrease) in financial liabilities	(15.44)	16.13
Cash flow from/ (used in) operations	519.11	604.40
Income taxes paid	(19.96)	(50.57)
Net cash flow from/(used in) operating activities	499.15	553.83
B Cash flow from investing activities:		
Purchase of investments	(0.14)	-
Interest received	2.73	3.77
Purchase of fixed assets (including capital work-in-progress, capital advances and intangibles under development)	(22.37)	(0.31)
Change in Other bank balances	(1.70)	(0.35)
Net cash (used in)/flow from investing activities	(21.47)	3.11
C Cash flow from financing activities:		
Net (repayment)/proceeds from short-term borrowings	-	113.64
Net (repayment)/proceeds from long-term borrowings	(454.55)	(452.74)
Finance expense paid	(185.41)	(215.12)
Net cash (used in)/flow from financing activities	(639.95)	(554.23)
D Net increase in cash and cash equivalents (A+B+C)	(162.28)	2.72
Cash and cash equivalents at the beginning of the year	200.93	198.21
Cash and cash equivalents at the end of the year	38.64	200.93
E Cash and cash equivalents comprises of:		
Balances with banks on current accounts	14.83	176.66
Cash on hand	23.82	24.27
	38.64	200.93

As per our report of even date
For **ZARANA & ASSOCIATES**
Chartered Accountants

Zarana
ZARANA KARIA

PROPRIETOR
M. No.: 171827

Firm Registration No.: 143289W



For and on behalf of Board of Directors of
PLANET SPINNING MILLS PRIVATE LIMITED

[Signature]
Mr. Vipulkumar
Motibhai Patel

(Director)
DIN: 10535687

[Signature]
Mr. Devkinandan
Jagdishprashad Sharma

(Director)
DIN: 07900496

Place : Ahmedabad
Date : 27th May, 2025

PLANET SPINNING MILLS PRIVATE LIMITED

Statement of Changes in Equity for the year ended 31st March, 2025

A. Equity share capital*

1. Current Reporting Period - 31st March, 2025

Amount (₹ in Lakhs)				
Balance at the beginning of the current reporting period	Changes in Share capital due to prior period	Restated balance at the beginning of the current reporting	Changes in equity share capital during the current year	Balance at the end of the current reporting period
30.00	-	-	-	30.00

2. Previous Reporting Period - 31st March, 2024

Amount (₹ in Lakhs)				
Balance at the beginning of the previous reporting period	Changes in Share capital due to prior period	Restated balance at the beginning of the previous reporting	Changes in equity share capital during the previous year	Balance at the end of the previous reporting period
30.00	-	-	-	30.00

B. Other equity

1. Current Reporting Period - 31st March, 2025

Particulars	Reserves & Surplus			Equity Instruments through Other	Total
	Capital Reserve	Security Premium	Retained Earnings		
Balance at the beginning of the current reporting period	-	-	294.79	-	294.79
Changes in accounting policy or prior period errors	-	-	-	-	-
beginning of the current reporting period	-	-	-	-	-
Total comprehensive income for the year	-	-	102.95	-	102.95
Dividends	-	-	-	-	-
Transfer to retained earnings	-	-	-	-	-
Any other change (to be	-	-	-	-	-
Balance at the end of the current reporting period	-	-	397.74	-	397.74

2. Previous Reporting Period - 31st March, 2024

Particulars	Reserves & Surplus			Equity Instruments through Other	Total
	Capital Reserve	Security Premium	Retained Earnings		
Balance at the beginning of the previous reporting period	-	-	278.82	-	278.82
Changes in accounting policy or prior period errors	-	-	-	-	-
beginning of the previous reporting period	-	-	-	-	-
Total comprehensive income for the year	-	-	15.97	-	15.97
Dividends	-	-	-	-	-
Transfer to retained earnings	-	-	-	-	-
Any other change (to be	-	-	-	-	-
Balance at the end of the previous reporting period	-	-	294.79	-	294.79

As per our report of even date
For ZARANA & ASSOCIATES
Chartered Accountants

Zarana
ZARANA KARIA
PROPRIETOR

M. No.: 171827

Firm Registration No.: 143289W

Place : Ahmedabad

Date : 27th May, 2025



For and on behalf of Board of Directors of
PLANET SPINNING MILLS PRIVATE LIMITED

[Signature]
Mr. Vipullumar
Motibhai Patel
(Director)
DIN: 10535687

[Signature]
Mr. Devkinandan
Jagdishprashad
(Director)
DIN: 07900496

PLANET SPINNING MILLS PRIVATE LIMITED
Notes to financials statements for the year ended 31st March, 2025

Note 5 - Property, plant and equipment

Particulars	Tangible assets								Amount (₹ in Lakhs)
	Land	Factory Building	Plant & Machinery	Furniture & Fixtures	Computer Equipment	Office Equipment	Fire Extinguisher	Vehicle	Total
Fixed Assets									
As at 31st March, 2023	177.37	578.23	1,433.19	1.66	0.98	1.73	0.07	-	2,193.23
Additions	-	-	-	0.15	0.16	-	-	-	0.31
Deductions	-	-	-	-	-	-	-	-	-
As at 31st March, 2024	177.37	578.23	1,433.19	1.81	1.14	1.73	0.07	-	2,193.54
Additions	-	-	19.95	-	0.74	-	1.68	-	22.37
Deductions	-	126.75	64.06	-	-	-	-	-	190.80
As at 31st March, 2025	177.37	451.48	1,389.09	1.81	1.88	1.73	1.75	-	2,025.10
Accumulated depreciation									
As at 31st March, 2023	-	218.27	831.98	1.34	0.55	1.28	0.03	-	1,053.45
Depreciation for the year	-	34.21	108.84	0.04	0.35	-	-	-	143.44
Deductions	-	-	-	-	-	-	-	-	-
Adjustments	-	-	-	-	-	-	-	-	-
As at 31st March, 2024	-	252.47	940.82	1.38	0.89	1.28	0.03	-	1,053.45
Depreciation for the year	-	30.95	90.58	0.05	0.43	-	0.19	-	122.19
Deductions	-	32.33	60.16	-	-	-	-	-	92.49
Adjustments	-	-	-	-	-	-	-	-	-
As at 31st March, 2025	-	251.10	971.24	1.42	1.32	1.28	0.22	-	1,226.59
Net block									
As at 31st March, 2025	177.37	200.39	417.84	0.39	0.56	0.44	1.53	-	798.51
As at 31st March, 2024	177.37	325.75	492.37	0.43	0.25	0.44	0.04	-	996.65



PLANET SPINNING MILLS PRIVATE LIMITED
Notes to financial statements as at 31st March, 2025

		Amount (₹ in Lakhs)	
		As at 31st March, 2025	As at 31st March, 2024
6 Investments			
Investment in Sun-Flames Energy Private Limited		0.14	-
1400 Shares @ ₹ 10 each			
		0.14	-
7 Bank balances other than cash and cash equivalents			
(i) Bank fixed deposits held as margin money or as security deposit		27.56	25.87
		27.56	25.87
8 Other Financial assets			
(i) Security deposits		117.74	117.74
		117.74	117.74
9 Deferred tax assets (net)			
On difference between book base and tax base of depreciable assets		26.73	27.01
		26.73	27.01
10 Inventories			
Raw material and components		6.80	288.22
Work-in-progress		54.09	71.09
Finished goods		135.18	236.03
Store & others		13.34	4.75
		209.42	600.09
11 Trade Receivables			
Current (Unsecured, considered good unless otherwise stated)			
Trade receivables			
• From others		1,123.02	2.96
• From related party		-	1,269.47
Less: Provision for doubtful debts			
		1,123.02	1,272.43
Break up for security details			
Unsecured, considered good		1,123.02	1,272.43
Unsecured, considered doubtful		-	-
Provision for doubtful debts		-	-
Refer Annexure I		1,123.02	1,272.43
12 Cash and cash equivalents			
Balance in current account		14.83	176.66
Cash on hand		23.82	24.27
		38.64	200.93
13 Other Financial assets Current			
Accrued Interest		5.12	5.12
Fire Insurance Claim Receivable		447.24	-
		452.35	5.12
14 Other current assets			
Balances with statutory/ Government authorities		8.02	5.76
Advances to Suppliers		36.26	16.05
Prepaid Expenses		6.22	22.15
		50.50	43.96



PLANET SPINNING MILLS PRIVATE LIMITED
Notes to financial statements as at 31st March, 2025

	Amount (₹ in Lakhs)
	As at 31st March, 2025
	As at 31st March, 2024
15 Share capital	
A) Authorized share capital	
50,00,000 Equity Shares of Rs.10 each	500.00
	500.00
B) Issued, subscribed and paid up share capital fully paid	
30,00,000 Equity Shares of Rs.10 each with voting rights fully paid	300.00
	300.00
	300.00
	300.00

Notes:

(a) Reconciliation of the number of the shares outstanding as the beginning and end of the year:

Particulars	As at 31st March, 2025		As at 31st March, 2024	
	No. of shares	Amount	No. of shares	Amount
At the beginning of the year	30,00,000	3,00,00,000	30,00,000	3,00,00,000
Movement during the year	0	0	0	0
At the end of the year	30,00,000	3,00,00,000	30,00,000	3,00,00,000

(b) Terms/rights attached to equity shares:

The Company has only one class of equity shares having a par value of ₹10 per share. Each holder of equity shares is entitled to one vote per share.

In the event of liquidation of the Company, the holders of equity shares will be entitled to receive remaining assets of the Company, after distribution of all liabilities. The distribution will be in proportion to the number of equity shares held by the shareholders.

(c) Details of shareholder holding more than 5% shares in the Company

Equity shares of ₹10 each fully paid		As at	As at
		31st March, 2025	31st March, 2024
Jindal Worldwide Limited	Number of Shares	30,00,000	30,00,000
	% Holding	100.00%	100.00%

(d) Shares reserved for issue under option

The Company has not reserved any shares for issuance under options

(e) Aggregate number of bonus shares issued, share issued for consideration other than cash and shares bought back during the period of five years immediately preceding the reporting date

The Company has neither issued any bonus shares, shares for consideration other than cash nor has there been any buyback of shares in the current year and preceding five years from 31st March, 2025.

(f) Shareholding of Promoters :

Refer Annexure II

16 Other equity

(i) Retained earnings

Opening balance	294.79	278.82
Add: Profit/ (loss) for the year	102.95	15.97
Closing balance	397.74	294.79
Total	397.74	294.79

17 Borrowings

Non-current borrowings

Secured loan	1,250.00	1,704.55
	1,250.00	1,704.55

Term loan from Bank are secured by Mortgage of Land and Building, Plant & Machinery and Hypothecation of Movable Fixed Assets.

Current Maturity of Long Term borrowings are separately shown under Note 18 "Current Borrowings".



PLANET SPINNING MILLS PRIVATE LIMITED
Notes to financial statements as at 31st March, 2025

		Amount (₹ in Lakhs)	
		As at 31st March, 2025	As at 31st March, 2024
18 Borrowings			
Current borrowings			
Current maturities of long-term debt		454.55	454.55
		454.55	454.55
19 Trade payables			
Total outstanding due of micro enterprises and small enterprises		0.37	2.69
Total outstanding due of creditors other than micro enterprises and small enterprises		146.30	464.69
Refer Annexure III		146.67	467.38
Note:			
DUES TO MICRO AND SMALL ENTERPRISES			
(a) The principal amount remaining unpaid to any supplier at the end of each accounting year;		0.37	2.69
(b) The interest due thereon remaining unpaid to any supplier at the end of each accounting year;			
(c) The amount of interest paid by the buyer in terms of section 16 of the Micro, Small and Medium Enterprises Development Act, 2006 (27 of 2006), along with the amount of the payment made to the supplier beyond the appointed day during each accounting year			
(d) The amount of interest due and payable for the period of delay in making payment (which has been paid but beyond the appointed day during the year) but without adding the interest specified under the Micro, Small and Medium Enterprises Development Act, 2006			
(e) The amount of interest accrued and remaining unpaid at the end of each accounting year; and			
(f) The amount of further interest remaining due and payable even in the succeeding years, until such date when the interest dues above are actually paid to the small enterprise, for the purpose of disallowance of a deductible expenditure under section 23 of the Micro, Small and Medium Enterprises Development Act, 2006			
Disclosure of payable to vendors as defined under the "Micro, Small and Medium Enterprise Development Act, 2006" is based on the information available with the Company regarding the status of registration of such vendors under the said Act, as per the intimation received from them on requests made by the Company.			
20 Other financial liabilities- current			
Salary Payable		17.19	19.22
Provision for expenses		24.18	37.59
Medical Insurance Claim payable		0.27	0.27
		41.63	57.07
21 Other current liabilities			
Statutory dues		3.75	5.19
Advance from customers		226.41	-
		230.17	5.19
22 Current Tax Liabilities			
Current Tax Liabilities		23.85	6.25
		23.85	6.25



PLANET SPINNING MILLS PRIVATE LIMITED

Notes to financial statements for the year ended 31st March, 2025

Particulars	Amount (₹ in Lakhs)	
	For the year ended 31st March, 2025	For the year ended 31st March, 2024
23 Revenue from operations		
Sale of products and services		
Sale of Product	11,654.87	6,780.44
Trading Sale	290.65	394.37
	11,945.52	7,174.81
Disaggregated revenue information		
Cotton Yarn	11,495.66	6,644.93
Cotton Waste/ Recycled Cotton	159.21	135.51
Cotton- Trading	290.65	394.37
Total revenue from operation	11,945.52	7,174.81
In India	11,945.52	7,174.81
Outside India	-	-
Total revenue from operation	11,945.52	7,174.81
24 Other income		
<u>Interest income on</u>		
Security deposits	0.68	3.75
Lease Rent	1.20	1.20
	1.88	4.95
25 Cost of material consumed		
Opening stock	288.22	199.37
Add : Purchases during the year	9,668.73	5,338.09
Less: Loss in fire	343.59	-
Less: Inventory at the end of the year	6.80	288.22
	9,606.55	5,249.24
26 Purchases of Traded Goods		
Cotton	290.65	394.37
	290.65	394.37
27 Changes in inventories of finished goods, work-in-progress and stock-in-trade		
<u>Inventory as at the beginning of the year</u>		
Work-in-progress	71.09	54.78
Finished goods	236.03	389.34
Less: Loss in fire	-	-
<u>Inventory as at the end of the year</u>		
Work-in-progress	54.09	71.09
Finished goods	135.18	236.03
	99.65	137.00



PLANET SPINNING MILLS PRIVATE LIMITED

Notes to financial statements for the year ended 31st March, 2025

Particulars	Amount (₹ in Lakhs)	
	For the year ended 31st March, 2025	For the year ended 31st March, 2024
28 Employee benefits expense		
Salaries, wages and allowance	260.82	175.26
Contribution to employee fund	4.72	3.35
Staff Welfare Expenses	10.17	6.91
	275.70	185.52
29 Finance costs		
Interest charged on :		
Fixed Loans, Buyer's Credit, Short Term etc.	186.61	214.58
Interest on Delayed payment of Taxes	0.62	2.22
Others Finance costs	0.23	-
Interest income on Fixed deposits	(2.05)	(1.68)
	185.41	215.12
30 Depreciation and amortization expenses		
Depreciation of property, plant and equipment	122.19	143.44
	122.19	143.44
31 Other expenses		
Stores & Spares	99.33	64.90
Packing Material	47.80	24.06
Electricity Consumption	840.10	529.55
Labour Charges	91.53	60.79
Pollution Control Charges	-	1.86
Repairs to Machinery	24.07	24.65
Carriage Inward and Freight	0.63	7.84
Loading & Unloading Expenses	1.20	2.37
Audit Fees*	0.60	0.40
Accommodation Exps	0.12	0.05
Conveyance & Travelling Expenses	1.18	0.78
Filing Fees	0.45	0.33
Franking and Notary Expenses	-	11.49
Insurance Expenses	11.27	12.15
Lease Line Expense	0.65	0.70
License Fees	-	0.25
Loss on fire	12.87	-
Other Repairs	11.69	11.81
Postage and Courier	0.03	0.03
Professional Fees	5.45	0.89
Printing & Stationery	0.37	0.18
Property Taxes	1.16	1.48
Rent	0.35	-
Software Expense	2.60	4.50
Security Service Expenses	9.68	8.00
Sundry balance written off	0.18	0.18
Carriage Outward	61.53	32.65
Office & Factory Expenses	1.59	1.39
	1,226.45	803.29



PLANET SPINNING MILLS PRIVATE LIMITED

Notes to financial statements for the year ended 31st March, 2025

Particulars	Amount (₹ in Lakhs)	
	For the year ended 31st March, 2025	For the year ended 31st March, 2024
* Payment to auditor		
As auditor:		
Audit fee	0.50	0.30
Tax audit fees	0.10	0.10
	0.60	0.40
32 Tax expense		
31.1 The major components of income tax expense are:		
(a) Income tax recognised in statement of profit and loss:		
Current income tax	37.57	13.75
Adjustment in respect of previous years	(0.00)	22.22
Deferred tax:		
Relating to origination and reversal of temporary differences	0.28	(0.15)
MAT Credit	-	-
Income tax expenses reported in statement of profit and loss	37.85	35.81
(b) Income tax recognised in other comprehensive income		
Current Income tax	-	-
Net gain/(loss) on re-measurement of defined benefit plans	-	-
	-	-
31.2 Reconciliation of tax expense and the accounting profit multiplied by India's domestic tax rate for 31st March, 2024 and 31st March, 2023:		
Accounting profit before tax	140.80	51.79
Income tax	37.57	13.75
<u>Adjustment in respect of:</u>		
Current income tax of previous year	(0.00)	22.22
MAT credit entitlement	-	-
Net tax expense recognised in statement of profit and loss	37.57	35.97
Effective tax rate	26.68%	69.45%
31.3 Deferred tax		
Reconciliation of deferred tax assets (net):		
Opening balance as at 1st April, 2024/ 1st April, 2023	27.01	26.86
Tax (income) / expense during the period recognised in profit or loss	(0.28)	0.15
Closing balance as at 31st March, 2025/ 31st March, 2024	26.73	27.01

33 Earnings per share

Basic EPS amounts are calculated by dividing the profit for the year attributable on equity holders of the company by the weighted average number of equity shares outstanding during the year.

The following reflects the income and share data used in the basic & diluted EPS computation

Basic and diluted earning per share


Face value per share (INR)

Profit attributable to equity shareholders of the Company for basic & diluted earning

Weighted average number of equity shares for basic & diluted EPS

Basic and diluted earning per share

10/-	10/-
102.95	15.97
30,00,000	30,00,000
3.43	0.53



PLANET SPINNING MILLS PRIVATE LIMITED
Notes to financial statements as at 31st March, 2025

Annexure I: Trade receivables Ageing Schedule
As at 31 March 2025

Amount (₹ in Lakhs)

Particulars	Current but not due	Outstanding for following periods from due date of payment					Total
		Less than 6 months	6 months - 1 year	1-2 years	2-3 years	More than 3 years	
Undisputed Trade Receivables – considered good	1,121.82	-	-	-	0.06	1.14	1,123.02
Undisputed Trade Receivables – which have significant increase in credit risk	-	-	-	-	-	-	-
Undisputed Trade receivable – credit impaired	-	-	-	-	-	-	-
Disputed Trade receivables - considered good	-	-	-	-	-	-	-
Disputed Trade receivables – which have significant increase in credit risk	-	-	-	-	-	-	-
Disputed Trade receivables – credit impaired	-	-	-	-	-	-	-
Total	1,121.82	-	-	-	0.06	1.14	1,123.02

As at 31 March 2024

Particulars	Current but not due	Outstanding for following periods from due date of payment					Total
		Less than 6 months	6 months - 1 year	1-2 years	2-3 years	More than 3 years	
Undisputed Trade Receivables – considered good	1,271.23	-	-	0.06	1.14	-	1,272.43
Undisputed Trade Receivables – which have significant increase in credit risk	-	-	-	-	-	-	-
Undisputed Trade receivable – credit impaired	-	-	-	-	-	-	-
Disputed Trade receivables - considered good	-	-	-	-	-	-	-
Disputed Trade receivables – which have significant increase in credit risk	-	-	-	-	-	-	-
Disputed Trade receivables – credit impaired	-	-	-	-	-	-	-
Total	1,271.23	-	-	0.06	1.14	-	1,272.43

Annexure II: Shareholding of Promoters

As at 31st March, 2025

Names of Promoters	No. of shares at the beginning of the year	Change during the year	No. of shares at the end of the year	% of Total Shares	% change during the year
Jindal Worldwide Limited	29,99,999	0.00	29,99,999	99.99997%	0.00%
Amit Agrawal (Nominee of Jindal Worldwide Limited)	1	0.00	1	0.00003%	0.00%
Total	30,00,000	-	30,00,000	100.00%	

As at 31st March, 2024

Names of Promoters	No. of shares at the beginning of the year	Change during the year	No. of shares at the end of the year	% of Total Shares	% change during the year
Jindal Worldwide Limited	29,99,999	0.00	29,99,999	99.99997%	0.00%
Amit Agrawal (Nominee of Jindal Worldwide Limited)	1	0.00	1	0.00003%	0.00%
Total	30,00,000	-	30,00,000	100.00%	

Annexure III: Trade payables Ageing Schedule

As at 31 March 2025

Particulars	Current but not due	Outstanding for following periods from due date of payment					Total
		Less than 6 months	6 months - 1 year	1-2 years	2-3 years	More than 3 years	
Total outstanding dues of micro enterprises and small enterprises	0.37	-	-	-	-	-	0.37
Total outstanding dues of creditors other than micro enterprises and small enterprises	146.30	-	-	-	-	-	146.30
Disputed dues of micro enterprises and small enterprises	-	-	-	-	-	-	-
Disputed dues of creditors other than micro enterprises and small enterprises	-	-	-	-	-	-	-
Total	146.67	-	-	-	-	-	146.67

As at 31 March 2024

Particulars	Current but not due	Outstanding for following periods from due date of payment					Total
		Less than 6 months	6 months - 1 year	1-2 years	2-3 years	More than 3 years	
Total outstanding dues of micro enterprises and small enterprises	0.68	-	-	-	-	-	0.68
Total outstanding dues of creditors other than micro enterprises and small enterprises	143.58	321.19	-	-	-	-	464.69
Disputed dues of micro enterprises and small enterprises	-	-	-	-	-	-	-
Disputed dues of creditors other than micro enterprises and small enterprises	-	-	-	-	-	-	-
Total	146.19	321.19	-	-	-	-	467.38

PLANET SPINNING MILLS PRIVATE LIMITED
Notes to financial statements for the year ended 31st March, 2025

34 Capital management

- (a) The Company's capital management objective are to ensure Company's ability to continue as a going concern as well to create value for shareholders by facilitating the meeting of long term and short term goals of the Company. The Company determines the amount of capital required on the basis of annual business plan coupled with long term and short term strategic investment and expansion plans. The funding needs are met through cash generated from operations, long term and short term bank borrowings. The Company monitors the capital structure on the basis of net debt to equity ratio and maturity profile of the overall debt portfolio of the Company. Net debt includes interest bearing borrowings less cash and cash equivalents, other bank balances (including non-current earmarked balances) and current investments. The table below summarises the capital, net debt and net debt to equity ratio of the company.

Particulars	Amount (₹ in Lakhs)	
	As at 31st March, 2025	As at 31st March, 2024
Equity share capital		
Other equity	300.00	300.00
Total equity	397.74	294.79
Non-current borrowings		
Short term borrowings	1,250.00	1,704.55
Gross Debt	454.55	454.55
	1,704.55	2,159.09
Gross debt as above	1,704.55	2,159.09
Less: Cash and cash equivalents	38.64	200.93
Less: Other bank balances	27.56	25.87
Net Debt	1,638.34	1,932.30
Net debt to equity	2.35	3.25

35 Fair value measurement

- (a) The carrying value and fair value of financial instruments by categories as of 31st March, 2025 is as follows :

Particulars	(Amount in ₹)		
	Fair value through other comprehensive income	Fair value through other profit & loss	Amortised Cost
Financial assets			
Cash and cash equivalents	-	-	38.64
Other bank balances	-	-	27.56
Trade Receivables	-	-	1,123.02
Other Financial assets	-	-	570.09
	-	-	1,759.31
Financial liabilities			
Borrowings	-	-	1,704.55
Trade payables	-	-	146.67
Other financial liabilities	-	-	41.63
	-	-	1,892.85

The carrying amounts of trade payables and other payables, working capital borrowing current loan and cash & cash equivalents are considered to be the same as fair value, due to short term in nature

- (b) The carrying value and fair value of financial instruments by categories as of 31 March 2024 is as follows :

Particulars	Amount (₹ in Lakhs)		
	Fair value through other comprehensive income	Fair value through other profit & loss	Amortised Cost
Financial assets			
Cash and cash equivalents	-	-	200.93
Other bank balances	-	-	25.87
Trade Receivables	-	-	1,272.43
Other Financial assets	-	-	122.85
	-	-	1,622.07
Financial liabilities			
Borrowings	-	-	2,159.09
Trade payables	-	-	467.38
Other financial liabilities	-	-	57.07
	-	-	2,683.55

The carrying amounts of trade payables and other payables, working capital borrowing current loan and cash & cash equivalents are considered to be the same as fair value, due to short term in nature



36 The Company is exposed to various risks in relation to financial instruments. The main types of risks are market risk, credit risk and liquidity risk. Company's principal financial liabilities comprises, loans and borrowings, trade and other payables, and financial guarantee contracts. The main purpose of these financial liability is to finance company's operation. Company's principal financial asset include loan to subsidiaries, investments, trade and other receivables, security deposits and cash and cash equivalent, that directly derive from its business.

(a) Credit Risk

Credit Risk in case of the Company arises from cash and cash equivalents, deposits with banks and financial institutions, as well as credit exposures to customers including outstanding receivables.

Credit Risk Management

Credit risk is the risk that a counterparty fails to discharge an obligation to the Company. The Company is exposed to this risk for various financial instruments, for example by granting loans and receivables to customers, placing deposits etc. the Company's maximum exposure to credit risk is limited to the carrying amount of financial assets recognised at 31 March 2022 & 31 March 2022 as summarised below:

	Amount (₹ in Lakhs)	
	As at 31 March 2025	As at 31 March 2024
Cash and cash equivalents	38.64	200.93
Other bank balances	27.56	25.87
Trade Receivables	1,123.02	1,272.43
Other Financial assets	570.09	122.85
	1,759.31	1,622.07

The Company continuously monitors defaults of customers and other counterparties and incorporates this information into its credit risk controls. The Company's policy is to deal only with creditworthy counterparties only.

(b) Liquidity Risk

Liquidity risk is the risk that the Company will encounter difficulty in meeting the obligations associated with its financial liabilities that are settled by delivering cash or another financial asset. The Company's approach to managing liquidity is to ensure as far as possible, that it will have sufficient liquidity to meet its liabilities when they are due.

(c) Market Risk

Market risk is the risk that the fair value of future cash flows of a financial instrument will fluctuate because of changes in market prices. Market risk comprises three types of risk: interest risk, currency risk and other price risk. Financial instruments affected by market risk include borrowings, deposits, investments, trade and other receivables, trade and other payables and derivative financial instruments.

The sensitivity analysis in the following sections relate to the position as at 31st March, 2024 and 31st March, 2025.

(d) Interest rate risk

Interest rate risk is the risk that the fair value or future cash flows of a financial instrument will fluctuate because of changes in market interest rates. The Company does not have any long term borrowings with floating interest rate and carrying short term borrowings with floating interest rate. The company's investment in fixed deposit carries fixed interest rate.

37 The Previous year figures have been re-grouped wherever necessary in order to make the figures comparable to the current year.

38 Recent accounting pronouncements

Ministry of Corporate Affairs ("MCA") notifies new standard or amendments to the existing standards under Companies (Indian Accounting Standards) Rules as issued from time to time. On March 31, 2025, MCA not amended the Companies (Indian Accounting Standards) Rules, 2015.




PLANET SPINNING MILLS PRIVATE LIMITED
Notes to financial statements for the year ended 31st March, 2025

39 Ratio Analysis and its elements

Ratio	Numerator	Denominator	31 March 2025	31 March 2024	% change	Reason for variance
Current ratio	Current Assets	Current Liabilities	2.09	2.14	-2.50%	
Debt- Equity Ratio	Total Debt	Shareholder's Equity	2.44	3.63	-32.70%	Cash Credit repaid
Debt Service Coverage ratio	Earnings for debt service = Net profit after taxes + Non-cash operating expenses	Debt service = Interest & Lease Payments + Principal Repayments	0.37	0.29	25.67%	Increase in Net profit
Return on Equity ratio	Net Profits after taxes – Preference Dividend	Average Shareholder's Equity	0.16	0.03	485.23%	Increase in Net profit
Inventory Turnover ratio	Sales	Average Inventory	29.51	11.54	155.77%	Increase in Sales
Trade Receivable Turnover Ratio	Net credit sales = Gross credit sales - sales return	Average Trade Receivable	9.97	6.77	47.37%	Increase in Sales
Trade Payable Turnover Ratio	Net credit purchases = Gross credit purchases - purchase return	Average Trade Payables	32.24	22.87	40.97%	Increase in Purchase
Net Capital Turnover Ratio	Net sales = Total sales - sales return	Working capital = Current assets – Current liabilities	12.23	6.34	92.91%	Increase in Sales
Net Profit ratio	Net Profit	Net sales = Total sales - sales return	0.009	0.002	287.12%	Increase in Net profit
Return on Capital Employed	Earnings before interest and taxes	Capital Employed = Tangible Net Worth + Total Debt + Deferred Tax Liability	0.14	0.10	40.10%	Decrease in Net profit
Return on Investment	Interest (Finance Income)	Investment	0.00	0.00	-	-

40 Other additional Regulatory Information :

- (i) The Company does not have any Benami property, where any proceeding has been initiated or pending against the Company for holding any Benami property.
- (ii) The Company does not have any transactions with companies struck off.
- (iii) The Company does not have any charges or satisfaction which is yet to be registered with ROC beyond the statutory period.
- (iv) The Company has not traded or invested in Crypto currency or Virtual Currency during the financial year.
- (v) The Company has not advanced or loaned or invested funds to any other person(s) or entity(ies), including foreign entities (Intermediaries) with the understanding that the Intermediary shall:
 - (a) directly or indirectly lend or invest in other persons or entities identified in any manner whatsoever by or on behalf of the company (Ultimate Beneficiaries) or
 - (b) provide any guarantee, security or the like to or on behalf of the Ultimate Beneficiaries
- (vi) The Company has not received any fund from any person(s) or entity(ies), including foreign entities (Funding Party) with the understanding (whether recorded in writing or otherwise) that the Company shall:
 - (a) directly or indirectly lend or invest in other persons or entities identified in any manner whatsoever by or on behalf of the Funding Party (Ultimate Beneficiaries) or
 - (b) provide any guarantee, security or the like on behalf of the Ultimate Beneficiaries,
- (vii) The Company does not any such transaction which is not recorded in the books of accounts that has been surrendered or disclosed as income during the year in the tax assessments under the Income Tax Act, 1961 (such as, search or survey or any other relevant provisions of the Income Tax Act, 1961).
- (viii) The provision of CSR under section 135 of the companies Act 2013 are not applicable therefore disclosure not applicable.



41 Fire Incident

Fire Incident 1

On December 19, 2024, a part of the premises of Planet Spinning Mills Private Limited located at Bagodara–Dholka Road, Sarandi, Gujarat – 382225, was affected by a fire around noon. There were no human casualties reported. The carrying value of plant and equipment amounting to ₹12.87 lakhs has been written off in the Statement of Profit and Loss. The Company had a valid insurance policy in place that adequately covers the reinstatement value of the damaged property, plant, and equipment. Against the total cost incurred for the purchase of new plant and equipment amounting to ₹142.56 lakhs, the Company received ₹131.19 lakhs from the insurer. The net amount of ₹11.37 lakhs has been capitalized as new plant and equipment.

Fire Incident 2

On March 28, 2025, another fire occurred at the same location of Planet Spinning Mills Private Limited, Bagodara–Dholka Road, Sarandi, Gujarat – 382225, around noon. No human casualties were reported. The incident resulted in a written off of inventories amounting to ₹361.79 lakhs and Building with a carrying value of ₹85.44 lakhs. An estimated insurance claim of ₹447.24 lakhs has been submitted and is disclosed as receivable in the Balance Sheet. The Company holds a valid insurance policy that adequately covers the losses related to inventories and the reinstatement value of the affected building and plant & equipment. The claim is currently under evaluation by the surveyor, and the final outcome is subject to assessment and confirmation by the insurer. The final accounting treatment will be carried out upon settlement and finalization of the claim by the insurance company.

42 Segment information

a Basis for segmentation

The Company's senior management consisting of Chief Executive Officer, Directors, Chief Financial Officer, Company Secretary and Managers one level below the Director, examines the company's performance on the basis of single segment namely Textiles. Hence, the Company has only one operating segment under Ind AS 108 - Operating Segments i.e. Textiles.

b Geographical Information

The geographical information have been identified based on revenue within India (sales to customers with in India) and revenue outside India (sales to customers located outside India). The following table presents geographical information regarding the Company's revenue:

Particulars	For the year ended 31 st March, 2025	For the year ended 31 st March, 2024
Total Revenue from operations based on Geography		
From India	11,945.52	7,174.81
From Outside India	-	-
Total	11,945.52	7,174.81
Revenue from sale of Product and Services based on Geography		
From India	11,945.52	7,174.81
From Outside India	-	-
Total	11,945.52	7,174.81



PLANET SPINNING MILLS PRIVATE LIMITED
Notes to financials statements for the year ended 31st March, 2025

43 In accordance with the requirements of Indian accounting Statndered (Ind AS-24), related party disclosures are as follows:

a) List of related parties

Relationship	Name of related party
Holding Company	Jindal Worldwide Ltd.
Fellow subsidiary	Goodcore Spintex Private Limited

b) Summary of related party transactions

S.No	Particulars	Amount (₹ in Lakhs)			
		Holding Company		Fellow subsidiary	
		2024-25	2023-24	2024-25	2023-24
i	Transactions during the year				
	Sale of goods and services				
	Jindal Worldwide Ltd.	10,686.57	6,959.35	-	-
	Goodcore Spintex Private Limited	-	-	73.24	192.40
ii	Purchases of goods and services				
	Jindal Worldwide Ltd.	9,867.51	4,561.28	-	-
	Goodcore Spintex Private Limited	-	-	94.98	1,171.48
iii	Rental Received				
	Jindal Worldwide Ltd.	1.20	1.20	-	-
i	Outstanding at the end of the year				
	Trade Receivable				
	Jindal Worldwide Ltd.	-	1,269.47	-	-
ii	Trade Payable				
	Goodcore Spintex Private Limited	-	-	-	440.44
	Jindal Worldwide Ltd.	-	-	-	-
iii	Advance from customers				
	Jindal Worldwide Ltd.	226.41	-	132.01	-

c) Terms and conditions of transactions with related parties

The sales to and purchases from related parties are made on terms equivalent to those that prevail in arm's length transactions. Outstanding balances at the year-end are unsecured and settlement occurs in cash. There have been no guarantees provided or received for any related party receivables or payables. During the year the Company has not recorded any impairment of receivables relating to amounts owed by related parties (previous year: INR Nil). This assessment is undertaken each financial year through examining the financial position of the related party and the market in which the related party operates.

d) Loan from Holding Company

Loan from Holding Co. has been taken to meet out working capital requirement from time to time basis , on such terms and conditions as may be mutually agreed upon between the company and Holding company.

The accompanying notes form an integral part of financials statements

As per our report of even date

For ZARANA & ASSOCIATES

Chartered Accountants

Zarana
ZARANA KARIA

PROPRIETOR

M. No.: 171827

Firm Registration No.: 143289W

Place : Ahmedabad

Date : 27th May, 2025



For and on behalf of Board of Directors of
PLANET SPINNING MILLS PRIVATE LIMITED

Mr. Vipullumar Motibhai Patel
Mr. Vipullumar Motibhai Patel

(Director)

DIN: 10535687

Mr. Devkinandan Jagdishprasad
Mr. Devkinandan Jagdishprasad

Sharma

(Director)

DIN: 07900496